

Phronetic Featured Ad

A Joomla! extension module

By Christopher Phelefu

What is it?

This application allows users to pay to have their ads appear under the featured items section of a website. The extension or module works with Ads Manager component – a Joomla extension used for classifieds ads. Phronetic Featured Ad uses PayPal for payments.

This application is built as a module extension for Ads Manager Classified Ads. Ads Manager is one of the popular component extensions for Joomla!

What is Joomla!

Joomla! is a content management system platform for publishing content on the World Wide Web and intranets as well as a Model–view–controller (MVC) Web Application Development framework.

[Click here for more info on Joomla!](#)

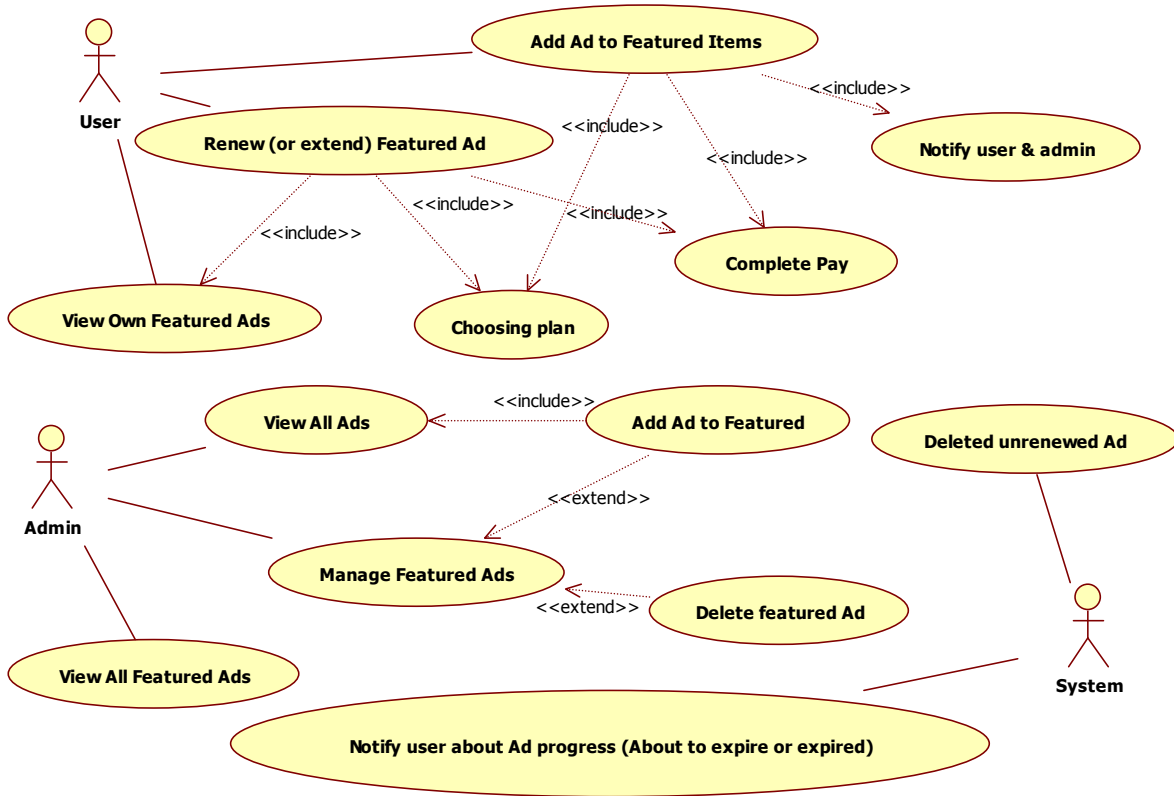
What is Ads Manager: Classified Ads Component

Ads Manager is simply a classifieds ads component extension for Joomla. It is open-source and free. Ads Manager is one of the popular Joomla Components.

[Click here for more info.](#)

What the module offers

The use case diagram below serves to describe services offered by the module.



Using Phronetic Featured Ad

This module has not yet been uploaded on the Joomla! Website for download by the public, it is currently only used by one of my clients on his website Dandaza.com.

The following pictures shows sections of that website that are use the website:

1. Showing the location of the module. (Before user or administrator login).


The screenshot shows the homepage of Dandaza Classifieds. At the top, there is a navigation menu with links: Contact Us, Post Ad Free, My Ads, My Profile, Rules, Help, and How to Post Ads. Below the menu is a 'Home' section with a 'Featured Ads' banner. The banner contains four items: Laptop (Electronics), Camera (Electronic Gadgets / Camcorders), Digital Camera (Electronic Gadgets / Digital Cameras), and Bluetooth Car Kit Rear Mirror Hands (Electronic Gadgets / Digital Cameras). To the right of the featured ads is a search box labeled 'SEARCH DANDAZA CLASSIFIEDS' with an 'All Ads' dropdown, a 'SEARCH' button, and a link to 'Advanced Search'. Below the search box is a 'RANDOM ADS' section showing a 'Camera' (Electronic Gadgets) and a 'Calculators' (Electronic Gadgets) with a date of 'Saturday, 19 Sept'. At the bottom, there is an 'Ads' section with categories: Computers (Keyboards - Computer Accessories), Music & Videos (CDs, VHS & DVDs), Services (Moving & Storage - Financial & legal - Cleaning - Fitness services - Health & beauty), and Housing (Bachelor - Apartments). A red box highlights the 'Featured Ads' section, and a red text label 'This is the module position' points to it.

2. Showing the module after a registered user has logged in.


The screenshot shows the homepage of Dandaza Classifieds after a user has logged in. The layout is similar to the first screenshot, but the 'Featured Ads' banner now displays: Digital Camera (Electronic Gadgets / Digital Cameras), Bluetooth Car Kit Rear Mirror Hands free (Electronic Gadgets / Digital Cameras), IPOD (Electronic Gadgets / MP3 Players), and Calculators (Electronic Gadgets). A new module titled 'Add your item to Featured Items' is highlighted with a red box. This module contains a dropdown menu with 'Digital Camera' selected, a text input field with 'TITLE: DIGITAL CAMERA', a list of the user's items that are not under featured items, an image of the selected item, a dropdown menu for '10 days (0.50 \$)' with a 'Pay now!' button, and a 'User to choose duration or plan' label. To the right of the form is a cartoon character with a magnifying glass and the text 'Don't let your item get lost in the crowd of ads' and 'HAVE IT SEEN IN FEATURED ADS FOR AS LOW AS \$10!'. Below the form is a disclaimer: 'If you do not have a PayPal account, please call 0788754959 or send us an email to service@dandaza.com to make payment arrangements. Your ad will appear in the featured ads section within a couple hours after we have received your payment.' To the right of the featured ads is the same search box and 'RANDOM ADS' section as in the first screenshot, but the 'RANDOM ADS' section now shows a 'Plasma TV' (Music & Videos / CDs, VHS & DVDs) with a date of 'Saturday, 19 September 2009'. A red text label 'this section appears after user has signed in. It serves to allow users to add their items to featured items section' points to the 'Add your item to Featured Items' module.

3. Showing module after Administrator has signed in from the frontend.


Featured Ads




[Bluetooth Car Kit Rear Mirror Hands free](#)
(Electronic Gadgets / Digital Cameras)



[IPOD](#)
(Electronic Gadgets / MP3 Players)



[Calculator](#)
(Electronic Gadgets / Calculators)



[Plasma TV](#)
(Music & Videos / CDs, V)

Add Ad to Featured Items

Item ID Duration

All Featured Ads

Item #/d	Duration	Pay Date	End Date	Recall	Actions	Delete
24	10	2009-09-19 14:38:23	2009-09-29 14:38:23	0	detail	<input type="button" value="delete"/>
24	2009	2009-09-20 19:12:11	2015-03-22 19:12:11	0	detail	<input type="button" value="delete"/>
26	2009	2009-09-20 19:36:50	2015-03-22 19:36:50	0	detail	<input type="button" value="delete"/>


CLASSIFIEDS

All Ads

SEARCH

[Advanced Search](#)

RANDOM ADS



[Camera](#)
(Electronic Gadgets / Camcorder)

Allows administrator to add items to featured items section without paying.

This table shows a list of all featured items. It also allows administrator to delete items from the features section.

4. Showing the module from the backend, after administrator has signed in. (Showing Parameters only)

listing their ad in the module

s) from the List

Parameters

▼ Module Parameters

Module Class Suffix:	<input type="text"/>
Contents Wrapper Class:	<input type="text"/>
General Settings	
Pre-Text	<input type="text" value="Featured Ads"/>
Pre-Text-BgColor	<input type="text" value="#00AEFF"/>
Pre-Text-BgColor	<input type="text" value="12"/>
Background Color for featured ads	<input type="text" value="#FFFFAA"/>
Border Color for featured ads	<input type="text" value="#fff"/>
Details of the displayed Ad	
Display Ad Title	<input checked="" type="radio"/> Yes <input type="radio"/> No
Display Ad Image	<input checked="" type="radio"/> Yes <input type="radio"/> No
Display Ad category	<input checked="" type="radio"/> Yes <input type="radio"/> No
Display date the Ad was created	<input type="radio"/> Yes <input checked="" type="radio"/> No
Display the price of the Ad	<input type="radio"/> Yes <input checked="" type="radio"/> No
Select type of display	
Select style of display	<input checked="" type="radio"/> Scrolling Ads <input type="radio"/> Non-scrolling Ads
Select type of display	<input checked="" type="radio"/> Horizontal <input type="radio"/> Vertical

Paypal options	
Paypal email address	<input type="text" value="ruzima@rog"/>
Currency code for Paypal	<input type="text" value="CAD"/>
Currency code for display	<input type="text" value="\$"/>
Use paypal sandbox	<input type="text" value="Yes"/>
Plans	
Plan 1 duration	<input type="text" value="10"/>
Plan 1 price	<input type="text" value="0.50"/>
Plan 2 duration	<input type="text" value="20"/>
Plan 2 price	<input type="text" value="28"/>
Plan 3 duration	<input type="text" value="30"/>
Plan 3 price	<input type="text" value="40"/>
Parameters	
How many items	<input type="text" value="30"/>
Max title length	<input type="text" value="40"/>
Draw a listbox for user entries	<input type="text" value="Yes"/>
Link only for members	<input type="text" value="Yes"/>
Complete with random	<input type="text" value="Auto complete"/>
Images management	<input type="text" value="Only entries with images for random"/>
Show an admin listing on frontend	<input type="text" value="No"/>

Texts	
Text if no selected	<input type="text" value="Please select an entry first by"/>
Text for 'Days'	<input type="text" value="days"/>
Text for pay button	<input type="text" value="Pay now!"/>
Image for pay now button	<input type="text"/>
Text for 'your entry' or 'your ad'	<input type="text" value="your entry"/>
Text for 'your email'	<input type="text" value="Your email"/>
Wait button text	<input type="text" value="Click here"/>
Title for processing	<input type="text" value="Processing payment..."/>
Text for processing	<input type="text" value="Your order is being processed and you will be redirected to the paypal website. If you are not automatically redirected to paypal within 5 seconds..."/>
Title for success	<input type="text" value="Success"/>
Text for success	<input type="text" value="Thank you for your order. Your entry will appear in the featured Ads section shortly. We wait the paypal confirmation, this process can take several time, be patient."/>
Title for cancel	<input type="text" value="Canceled"/>
	<input type="text" value="The order was canceled."/>